



SASKATOON
HOUSING
INITIATIVES
PARTNERSHIP



WWW.SHIPWEB.CA

SASKATOON HOMELESSNESS REPORT CARD 2018

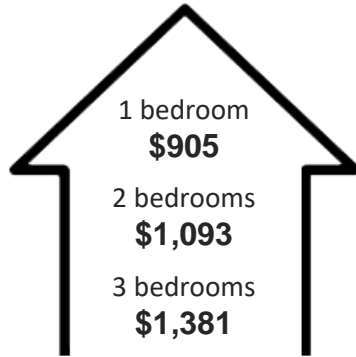
WWW.SASKATOONHOMELESSNESS.CA

CORE HOUSING NEED

MINIMUM WAGE
MONTHLY INCOME



AVERAGE RENT FOR
AN APARTMENT



65%

Of renter households spend over **30%** of their income on rent & utilities



11%

Experience overcrowding, contributing to the city's high hidden homelessness population

2018 POINT-IN-TIME COUNT RESULTS

TOTAL HOMELESS:

475



297 Sheltered Homeless

178 Unsheltered Homeless

38.4%

WOMEN

3.69%

EMPLOYED

2.1%

NEWCOMER

85.5%

INDIGENOUS

2.5%

VETERANS

11.4%

LGBTQ2+

18.1%

HIDDEN HOMELESS

0.2%

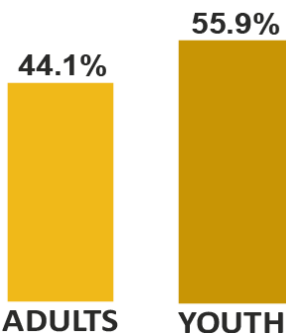
SENIORS (65+)

7.8%

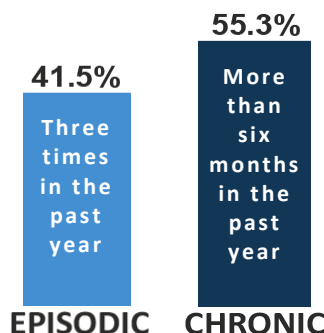
CHILDREN + YOUTH

Count conducted April 18, 2018

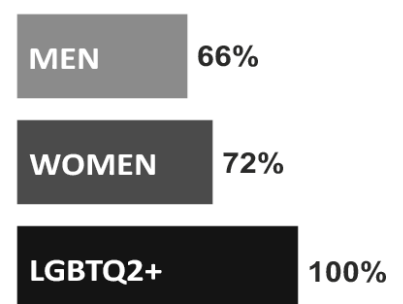
FIRST EXPERIENCED
HOMELESSNESS AS:



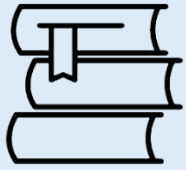
LENGTH & PERSISTENCE
OF HOMELESSNESS




EXPERIENCED VIOLENCE
WHILE HOMELESS



MOST USED SERVICES



1. LIBRARIES



2. HEALTH CLINICS



3. FOOD BANK



4. SHELTERS



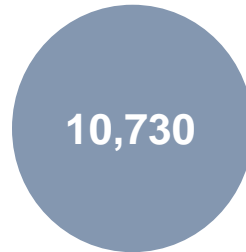
NUMBER OF PEOPLE SERVED IN 2017



YWCA Crisis Shelter & Residence



The Lighthouse Emergency Shelter & Stabilization Unit



Salvation Army Shelters



Saskatoon Food Bank & Learning Centre



Saskatoon Crisis Intervention Service: Mobile Crisis



26%

of homeless individuals are on a waiting list for housing



15%

have a disability which requires specialized housing needs



SUCCESSSES

BETWEEN 2015 AND 2018

Housing First programs housed:



Rapid Rehousing programs housed:



SINCE 2014

the Government of Canada has invested **\$7.4 million**

to address homelessness in our community. This funding has gone towards Housing First supports, new housing, facility improvements, and Rapid Rehousing and other Housing Placement services.

During this time, the combined community investment from all levels of government and private donations has been

\$18.9 million

CHALLENGES

OF THOSE EXPERIENCING HOMELESSNESS...

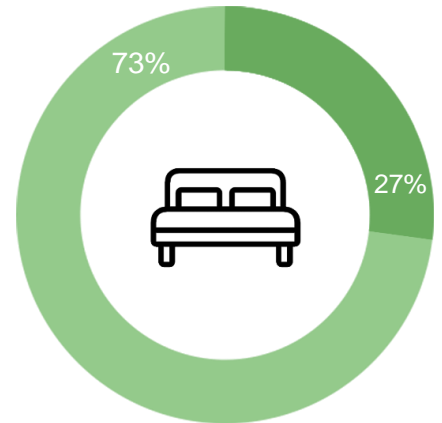
73%

ACCESSED A SHELTER BED

27%

DID NOT ACCESS A SHELTER BED FOR THESE REASONS:

1. Couch surfing felt like a better option
2. Couldn't access funding to do so



52%

LIVED IN FOSTER CARE OR A GROUP HOME BEFORE THE AGE OF 18



- **Income** and **transportation** were the two top needs identified by those experiencing homelessness.
- **53.6%** felt they would be successfully housed with help managing alcohol issues, illustrating the importance of the **Managed Alcohol Program**.
- **43.3%** felt they needed help with disability services to get housing.

WHAT IMPORTANT ACTIONS CAN BE TAKEN TO REDUCE HOMELESSNESS?



Responses from 2018 Point-In-Time Count. Larger circles indicate larger number of responses.